

Nightingale



“Extreme Comfort Runs In The Family”


COLLECTION

Experience The XO Collection.



X O Collection A t A Glance



CXO 6200D

6 - 7

view pages



CXO L6200D

30 - 31



SXO 6100D

10 - 11



CXO hd 6200D

32 - 33



CXO 6200

8 - 9

view pages



CXO L6200

30 - 31



SXO 6100

12 - 13



CXO hd 6200

30 - 31



LXO 6000

16 - 17

view pages



MXO 5900

26 - 27



WXO 5800

14 - 15



WXO 5800-M

14 - 15



CXO 6202

20 - 21

view pages



LXO 6002

24 - 25



WXO 5802

22 - 23



GXO 6301

18 - 19



LXO 6000DS

34 - 35

view pages



NXO 6401


28 - 29

Extreme Comfort Runs In The Family...

It was a matter of deliberate design to create a "new signature shape" for the XO Collection™. One Collection. Seven Chair Series. Harmonic design and individual function. The first ergonomic mesh chair collection that provides real choice - form and function - without sacrificing comfort or quality. REVOLUTIONARY. PATENTED.

The XO Collection eloquently expresses its function and coordinates with a variety of environments. W.R. Breen designed the XO Collection to be used in workstations, private offices, conference rooms, team areas, or community spaces - in business and learning environments.

X O C o l l e c t i o n D e s i g n e r



W.R. Breen




The Most Comfortable Chair In The World. PERIOD.



HEADREST

Adjusts up/down with an innovative coat hook built into it's design. Headrest is field installable. ENERSORB™ foam provides comfort and support.



ABLEX™ MESH BACKING

Allows air to pass freely, making it comfortable in all environments. It also boasts dynamic movement- in other words, it moves with you.



4D ARMRESTS

Spring-loaded ball bearing ratcheting system (patent pending) operates the armrests. Armrests- move up/down, in/out, complete with lockable swivel and forward/backward arm pad adjustment.



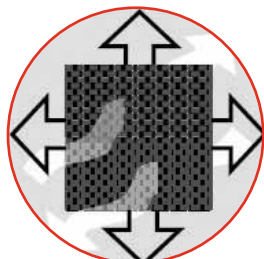
LUMBAR/ THORACIC SUPPORT

The contoured thoracic/lumbar pad with ENERSORB™ foam can be easily adjusted up and down and in and out for personalized lumbar/thoracic support and ergonomic comfort.



ENERSORB™ FOAM

ENERSORB™ foam (found in the seating surface, lumbar support and headrest) conforms to your body when you sit and reverts to its natural form when you get up.



FOUR-WAY STRETCH FABRIC

Dual-layer Mystic fabric is perforated for exceptional airflow. (Standard in Mystic fabric). It also has a four way stretch, which moves perfectly with ENERSORB™ foam for added comfort and durability.



MECHANISM / SEAT SLIDER

Synchronous knee tilt mechanism, complete with easy to use side tension control and an integrated self locking seat slider for seat depth adjustment and pneumatic height adjustment.



+Optional Polished Aluminum Base, Arms And Casters Available.




MODEL 6200D

Ergonomic Executive Chair with Adjustable Lumbar Support

The CXO chair offers a refreshingly cool look that will enhance any office environment. From concept to comfort, there's nothing quite like the CXO.



The Most Comfortable Chair In The World. PERIOD.



ABLEX™ MESH BACKING

Allows air to pass freely, making it comfortable in all environments. It also boasts dynamic movement—in other words, it moves with you.



4D ARMRESTS

Spring-loaded ball bearing ratcheting system (patent pending) operates the armrests. Armrests move up/down, in/out, complete with lockable swivel and forward/backward arm pad adjustment.



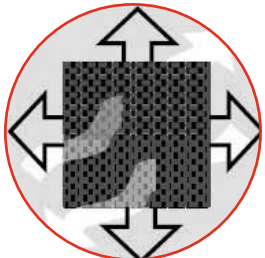
ENERSORB™ FOAM

ENERSORB™ foam (found in the seating surface and lumbar support) conforms to your body when you sit and reverts to its natural form when you get up.



LUMBAR/ THORACIC SUPPORT

The contoured thoracic/lumbar pad with ENERSORB™ foam can be easily adjusted up and down and in and out for personalized lumbar/thoracic support and ergonomic comfort.



FOUR-WAY STRETCH FABRIC

Dual-layer Mystic fabric is perforated for exceptional airflow. (Standard in Mystic fabric). It also has a four way stretch, which moves perfectly with ENERSORB™ foam for added comfort and durability.



MECHANISM / SEAT SLIDER

Synchronous knee tilt mechanism, complete with easy to use side tension control and an integrated self locking seat slider for seat depth adjustment and pneumatic height adjustment.



BASE

2" Mag wheel carpet casters. 5 prong die-cast aluminum base with anti-slip treads.



+Optional Polished Aluminum Base, Arms And Casters Available.



MODEL 6200

Ergonomic Mid Back Task Chair with Adjustable Lumbar Support

The CXO mid back task chair offers a refreshingly cool look that will enhance any office environment. CXO adds up to the ultimate seating solution.




+ Chair Textiles On Images - Left & Bottom: MYSTIC BLACK | Top Right: LEATHER ASPEN 300 + Polished Aluminum Option Added

Versatility By Design. *Striking In Appearance.*



HEADREST

Adjusts up/down with an innovative coat hook built into its design. Headrest is field installable. ENERSORB™ foam provides comfort and support.



ABLEX™ MESH BACKING

Allows air to pass freely, making it comfortable in all environments. It also boasts dynamic movement—in other words, it moves with you.



ARMRESTS

Spring-loaded ball bearing ratcheting system (patent pending) operates the armrests. Armrests move up/down, in/out, complete with lockable swivel arm pads.



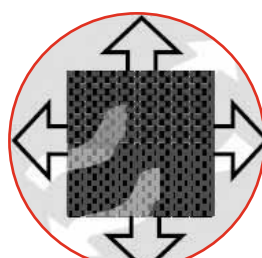
ENERSORB™ FOAM

ENERSORB™ foam (found in the seating surface and headrest) conforms to your body when you sit and reverts to its natural form when you get up.



BACK STORAGE

Pocket built into the back frame allows convenient storage for company mail or personal items.



FOUR-WAY STRETCH FABRIC

Dual-layer Mystic fabric is perforated for exceptional airflow. (Standard in Mystic fabric). It also has a four way stretch, which moves perfectly with ENERSORB™ foam for added comfort and durability.



INTELLIGENT COMFORT

Intelli-ride™ synchro mechanism features a 2:1 recline ratio, convenient Soft Touch™ side-tension adjustment, multi-position lock with positive back lock release, 3.5° forward tilt adjustment and pneumatic height adjustment.



+Optional Polished Aluminum Base, Arm Triggers and Casters Available.

SXO™

MODEL 6100D


Ergonomic Management Chair

The simplicity of **SXO's** design and function allows you to concentrate on the tasks at hand. Its refreshingly modern look fits perfectly with any office, meeting, conference or home office setting.



+ Chair Textiles On Images - Top Left: MYSTIC BLACK | Top Right: MOGULS 2087 With Polished Aluminum Base Option | Bottom: MOGULS 2087

Versatility By Design. *Striking In Appearance.*



ABLEX™ MESH BACKING

Allows air to pass freely, making it comfortable in all environments. It also boasts dynamic movement—in other words, it moves with you.



ARMRESTS

Spring-loaded ball bearing ratcheting system (patent pending) operates the armrests. Armrests move up/down, in/out, complete with lockable swivel arm pads.



BACK STORAGE

Pocket built into the back frame allows convenient storage for company mail or personal items.



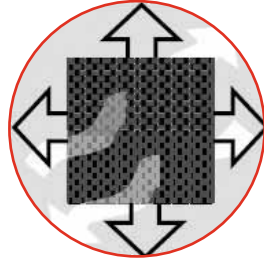
WATERFALL SEAT DESIGN

Gently slopes away from the legs minimizing pressure on the thighs, promoting good posture.



ENERSORB™ FOAM

ENERSORB™ foam conforms to your body when you sit and reverts to its natural form when you get up.



FOUR-WAY STRETCH FABRIC

Dual-layer Mystic fabric is perforated for exceptional airflow. (Standard in Mystic fabric). It also has a four way stretch, which moves perfectly with ENERSORB™ foam for added comfort and durability.



INTELLIGENT COMFORT

Intelli-ride™ synchro mechanism features a 2:1 recline ratio, convenient Soft Touch™ side-tension adjustment, multi-position lock with positive back lock release, 3.5° forward tilt adjustment and pneumatic height adjustment.



+Optional Polished Aluminum Base, Arm Triggers and Casters Available.



MODEL 6100


Ergonomic Mid Back Task Chair

The simplicity of **SXO's** design and function allows you to concentrate on the tasks at hand. Its refreshingly modern look fits perfectly with any office, meeting, conference or home office setting.



+ Chair Textiles On Images - Top Left: MYSTIC GRAY | Top Right : MYSTIC GRAY With Silver Mesh and Polished Aluminum Option
Bottom: MERIDIAN SAND

Refreshingly Functional And Ergonomic.



ABLEX™ MESH BACKING

Allows air to pass freely, making it comfortable in all environments. It also boasts dynamic movement—in other words, it moves with you. (ABLEX™ mesh seat option available).



ERGONOMIC DESIGN

Curved back for proper ergonomic support and comfort.



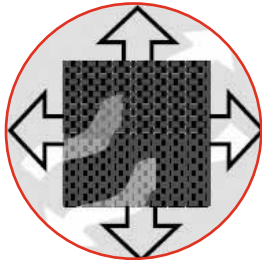
ARMRESTS

Easy to use height adjustable arms with lockable, pivoting, polyurethane arm pads.



ENERSORB™ FOAM

ENERSORB™ foam conforms to your body when you sit and reverts to its natural form when you get up.



FOUR-WAY STRETCH FABRIC

Dual-layer Mystic fabric is perforated for exceptional airflow. (Standard in Mystic fabric). It also has a four way stretch, which moves perfectly with ENERSORB™ foam for added comfort and durability.



WATERFALL SEAT DESIGN

Gently slopes away from the legs minimizing pressure on the thighs, promoting good posture.



INTELLIGENT SYNCHRONOUS TORGLIDER™

Balanced torsion recline mechanism (Pat. Pending). It automatically provides the right amount of support through the full range of recline motion. Lockable tilt in two positions.



+Optional Polished Aluminium Base Available.



MODEL 5800


Ergonomic Mid Back Task Chair

WXO is the perfect working chair. It has a refined sleek profile with ultra comfort and ergonomic support.



+ Chair Textiles On Images - Top Left & Bottom Right: MOGULS 2087 | Top Right & Bottom Left: MESH Seat With Polished Aluminum Option

Smart. Simple. Functional. FEEL GOOD. WORK SMART.



ABLEX™ MESH BACKING

Allows air to pass freely, making it comfortable in all environments. It also boasts dynamic movement—in other words, it moves with you.



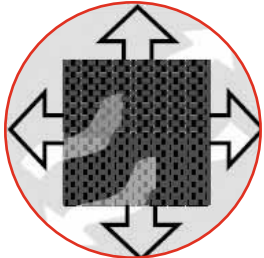
ARMRESTS

Arms are height adjustable.



ENERSORB™ FOAM

ENERSORB™ foam conforms to your body when you sit and reverts to its natural form when you get up.



FOUR-WAY STRETCH FABRIC

Dual-layer Mystic fabric is perforated for exceptional airflow. (Standard in Mystic fabric). It also has a four way stretch, which moves perfectly with ENERSORB™ foam for added comfort and durability.



MECHANISM

Synchro tilt, swivel mechanism with multi position lock, seat depth adjustment, tension control, and pneumatic height adjustment.



SEAT DEPTH ADJUSTMENT

Allowing for greater seating depth for those requiring more leg support.



BASE

5 prong heavy duty nylon base. 2" Mag wheel carpet casters.



+Optional Polished Aluminum Base Available.


Everyday All Purpose Task Chair with Built-In Lumbar Support



One Chair. Multiple functions. Perfect for working, meeting or training. LxO is the new standard for ergonomic affordable seating. LxO is light weight and well proportioned.



Sustainable Design That Stands Out.



ABLEX™ MESH BACKING

Allows air to pass freely, making it comfortable in all environments. It also boasts dynamic movement—in other words, it moves with you.



ARMRESTS

Shapely fixed arms with polyurethane arm pads.



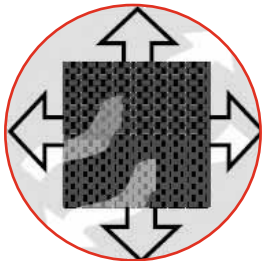
ERGONOMIC DESIGN

Curved back for proper ergonomic support and comfort.



ENERSORB™ FOAM

ENERSORB™ foam conforms to your body when you sit and reverts to its natural form when you get up.



FOUR-WAY STRETCH FABRIC

Dual-layer Mystic fabric is perforated for exceptional airflow. (Standard in Mystic fabric). It also has a four way stretch, which moves perfectly with ENERSORB™ foam for added comfort and durability.




WATERFALL SEAT DESIGN

Gently slopes away from the legs minimizing pressure on the thighs, promoting good posture.



ANTI SLIP

Angled rear legs for stability.




+Optional Chrome Available.




MODEL 6301

Guest / Side Chair

GXO chair designed to compliment the styling and features of the XO Collection series of chairs. The **GXO** guest chair fits into any work environment.



The Most Comfortable Chair In The World. PERIOD.



ABLEX™ MESH BACKING

Allows air to pass freely, making it comfortable in all environments. It also boasts dynamic movement—in other words, it moves with you.



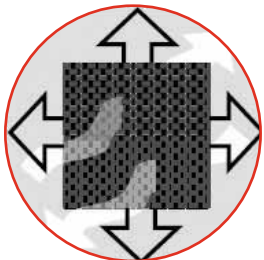
ARMRESTS

Super soft, elongated polyurethane arm pads.



ERGONOMIC DESIGN

Curved back for proper ergonomic support and comfort.



FOUR-WAY STRETCH FABRIC

Dual-layer Mystic fabric is perforated for exceptional airflow. (Standard in Mystic fabric). It also has a four way stretch, which moves perfectly with ENERSORB™ foam for added comfort and durability.



ENERSORB™ FOAM

ENERSORB™ foam conforms to your body when you sit and reverts to its natural form when you get up.



WATERFALL SEAT DESIGN

Gently slopes away from the legs minimizing pressure on the thighs, promoting good posture.



BASE

Cantilever base design provides for dynamic frame movement while maintaining stability.



+Optional Mirror Chrome Frame Finish Available.



MODEL 6202


Ergonomic Guest / Side Chair

The CXO guest chair offers beauty, performance and unprecedented comfort in its class. Ideal for corporate executive suites where quality, design and comfort are valued. Designed to compliment the styling and features of the award winning CXO chair.



+ Chair Textiles On Images - Top Left & Right: MYSTIC BLACK | Bottom: MOGULS 2087 with Chrome Finish Option

Refreshingly Functional And Ergonomic.



ABLEX™ MESH BACKING

Allows air to pass freely, making it comfortable in all environments. It also boasts dynamic movement—in other words, it moves with you. (ABLEX™ mesh seat option available).



ARMRESTS

Fixed height nylon armrests contoured for support.



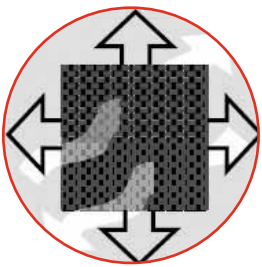
ERGONOMIC DESIGN

Curved back for proper ergonomic support and comfort. Back will recline when enough body weight is applied for ergonomic support.



ENERSORB™ FOAM

ENERSORB™ foam conforms to your body when you sit and reverts to its natural form when you get up.



FOUR-WAY STRETCH FABRIC

Dual-layer Mystic fabric is perforated for exceptional airflow. (Standard in Mystic fabric). It also has a four way stretch, which moves perfectly with ENERSORB™ foam for added comfort and durability.



WATERFALL SEAT DESIGN

Gently slopes away from the legs minimizing pressure on the thighs, promoting good posture.



BASE

Uniquely designed base. Tubular steel frame is stable, functional and attractive.



+Optional Chrome Frame Finish Available.

WNOTM Bow Tie

MODEL 5802

Guest / Side Chair


WNO bow tie is a perfect side/guest chair. It is extremely comfortable and ergonomic.



+ Chairs Textiles On Images - Top Left & Bottom Left: MOGULS 2087 With Chrome Frame Option

| Top Right & Bottom Right: ALL MESH Seat & Back With Chrome Frame Finish Option

Smart. Simple. Functional. FEEL GOOD. WORK SMART.



ABLEX™ MESH BACKING

Allows air to pass freely, making it comfortable in all environments. It also boasts dynamic movement—in other words, it moves with you.



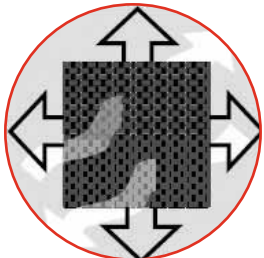
ERGONOMIC DESIGN

Curved back for proper ergonomic support and comfort.



ARMRESTS

Contoured, fixed height nylon armrests.



FOUR-WAY STRETCH FABRIC

Dual-layer Mystic fabric is perforated for exceptional airflow. (Standard in Mystic fabric). It also has a four way stretch, which moves perfectly with ENERSORB™ foam for added comfort and durability.



ENERSORB™ FOAM

ENERSORB™ foam conforms to your body when you sit and reverts to its natural form when you get up.



WATERFALL SEAT DESIGN

Gently slopes away from the legs minimizing pressure on the thighs, promoting good posture.



BASE

Flexing cantilever frame base design provides for dynamic frame movement while maintaining stability.




+Optional Chrome Frame Available.



MODEL 6002


Guest / Side Chair

LXO is a well proportioned guest sled chair that meets the needs of today's tight working spaces. It provides superior comfort and contract quality workmanship.



+ Chair Textiles On Images - Top Left: MYSTIC BLACK | Top Right & Bottom: MOGULS 2087 With Chrome Option

Contemporary and Intelligent Design.



ABLEX™ MESH BACKING

Allows air to pass freely, making it comfortable in all environments. It also boasts dynamic movement—in other words, it moves with you.



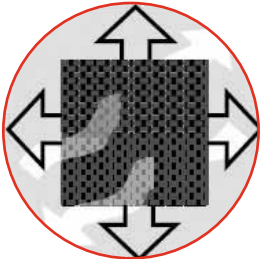
ARMRESTS

Contoured fixed height arm rests designed to fit under standard table height.



ENERSORB™ FOAM

ENERSORB™ foam conforms to your body when you sit and reverts to its natural form when you get up.



FOUR-WAY STRETCH FABRIC

Dual-layer Mystic fabric is perforated for exceptional airflow. (Standard in Mystic fabric). It also has a four way stretch, which moves perfectly with ENERSORB™ foam for added comfort and durability.



MECHANISM AND WATERFALL

Swivel tilt mechanism with gas lift height adjustment. Waterfall seat design that gently slopes away from the legs minimizing pressure on the thighs, promoting good posture.



MEMORY HEIGHT & POSITION GAS LIFT

Memory height and position gas lift which always returns the chair to a uniform height and position.



BASE

5 prong heavy duty nylon base. 2" Mag wheel carpet casters.



+Optional Polished Aluminum Base Available.



MXO chair offers a memory and position gas lift feature which always returns the chair to a uniform height and position. MXO was designed for meeting rooms, break out rooms and conference seating.



+ Chair Textiles On Images - Top Left : MYSTIC GRAY | Top Right and Bottom: LEATHER BLUE

Nesting And Stackable Seating Solution.



PERFORATED BACK

Small holes enhance airflow and keeps the user comfortable.



STACKING OPTIONS

Vertical stacking (3 high) and horizontal nesting capability. This provides efficient storage space.



ARMRESTS

Contoured nylon armrests for support.



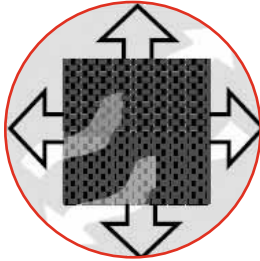
ERGONOMIC SUPPORT

Unique reclining motion of the back provides comfortable relaxed support throughout the workday.



ENERSORB™ FOAM

ENERSORB™ foam found in the seating surface conforms to your body when you sit and reverts to its natural form when you get up.



FOUR-WAY STRETCH FABRIC

Dual-layer Mystic fabric is perforated for exceptional airflow. (Standard in Mystic fabric). It also has a four way stretch, which moves perfectly with ENERSORB™ foam for added comfort and durability.



EASY TO MOVE CASTERS

Lightweight with durable carpet casters make this chair easy to move around and reconfigure the room setting.



+Optional Chrome Frame Available.

Nesting And Stacking Chair

NXO chair is a unique nesting and stacking chair that provides comfort, versatility and style to any working environment.



Experience Total Executive Comfort...



HEADREST

Adjusts up/down with an innovative coat hook built into it's design. Headrest is field installable. ENERSORB™ foam provides comfort and support.



LEATHER

Full Leather upholstery on seat, lumbar, back and optional headrest.



LUMBAR/ THORACIC SUPPORT

The contoured thoracic/lumbar pad with ENERSORB™ foam can be easily adjusted up and down and in and out for personalized lumbar/thoracic support and ergonomic comfort.



4D ARMRESTS

Spring-loaded ball bearing ratcheting system (patent pending) operates the armrests. Armrests-move up/down, in/out, complete with lockable swivel and forward/backward arm pad adjustment.



ENERSORB™ FOAM

ENERSORB™ foam (found in the seating surface, lumbar support and headrest) conforms to your body when you sit and reverts to its natural form when you get up.



MECHANISM / SEAT SLIDER

Synchronous knee tilt mechanism, complete with easy to use side tension control and an integrated self locking seat slider for seat depth adjustment and pneumatic height adjustment.



BASE

5 prong die-cast aluminum base with anti-slip treads. 2" mag wheel carpet casters.



+Optional Polished Aluminum Highlights Available.

CXO Leather

MODEL L6200D

Ergonomic Executive Chair in Full Leather

The CXO Leather Chair offers a refreshingly cool look that will enhance any executive office environment. The full leather look provides total luxury.




CXOhd - Built Tough...



HEADREST

Adjusts up/down with an innovative coat hook built into it's design. Headrest is field installable. ENERSORB™ foam provides comfort and support.



ABLEX™ MESH BACKING

Allows air to pass freely, making it comfortable in all environments. It also boasts dynamic movement- in other words, it moves with you.



ARMRESTS

Easy to use, height and width adjustable arms for individual comfort patented with steel arm pad support plate for strength and durability.



UP TO 450 LBS

Steel reinforced seat plate providing additional durability and specially designed heavy duty gas lift to handle weights up to 450lbs.



LUMBAR/THORACIC SUPPORT

The contoured lumbar pad can be easily adjusted up and down and in and out for personalized lumbar and thoracic support and ergonomic comfort.



ENERSORB™ FOAM

ENERSORB™ foam (found in the seating surface, lumbar support and headrest) conforms to your body when you sit and reverts to its natural form when you get up.



MECHANISM / SEAT SLIDER

Synchronous knee tilt mechanism, complete with easy to use side tension control an integrated seat slider for seat depth adjustment and pneumatic height adjustment.

+ Heavy Duty Base.
3" TWIN wheel carpet casters.

CXOTMhd

MODEL 6200D-hd


Ergonomic Chair with Heavy Duty Support

The most comfortable chair in the world CXO^{hd} engineered for those requiring greater strength and durability for weight demands up to 450lbs.



+ Textiles On Images - Top Left & Bottom Right: MYSTIC BLACK | Top Right & Bottom Left: MOGULS 2087

Smart. Simple. Functional. FEEL GOOD. WORK SMART.



ABLEX™ MESH BACKING

Allows air to pass freely, making it comfortable in all environments. It also boasts dynamic movement—in other words, it moves with you.



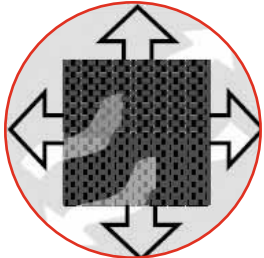
ARMRESTS

Arms are height adjustable.



ENERSORB™ FOAM

ENERSORB™ foam conforms to your body when you sit and reverts to its natural form when you get up.



FOUR-WAY STRETCH FABRIC

Dual-layer Mystic fabric is perforated for exceptional airflow. (Standard in Mystic fabric). It also has a four way stretch, which moves perfectly with ENERSORB™ foam for added comfort and durability.



SWIVEL MECHANISM

Pneumatic height adjustment. Seat depth adjustment for those requiring more leg and lower body support.



ADJUSTABLE FOOT RING

Allowing for greater seating comfort. Great for resting and supporting your legs and feet.



BASE

2" Mag wheel carpet casters. 5 prong heavy duty nylon base.

+Optional Polished Aluminum Base Available.



Drafting / Work Stool

The LXO Drafting Stool is a breath of fresh air with its award winning ergonomic design, superior comfort and contract quality workmanship. It's perfect for any working environment.



Dimensions



CXO 6200D



CXO 6200



CXO 6202



SXO 6100D



SXO 6100



MXO 5900



WXO 5800



WXO 5802



GXO 6301

NAME MODEL	DESCRIPTION	overall width	overall depth	overall height	seat height	weight	volume	kd volume
CXO 6200D	High Back Executive	27" - 29½"	27" - 29½"	47½" - 55"	16" - 21"	90 lbs	19 cu. ft.	16 cu. ft.
CXO 6200	Mid Back Task	27" - 29½"	27" - 29½"	36½" - 41½"	16" - 21"	85 lbs	19 cu. ft.	16 cu. ft.
CXO 6202	Guest / Side	27"	27"	38"	17½"	60 lbs	17 cu. ft.	
SXO 6100D	High Back Executive	27"	27"	45½" - 52"	16" - 21"	70 lbs	19 cu. ft.	16 cu. ft.
SXO 6100	Mid Back Task	27"	27"	37" - 42½"	16" - 21"	65 lbs	19 cu. ft.	16 cu. ft.
MXO 5900	Mid Back Conference	25"	24"	35½" - 38½"	17" - 20"	35 lbs	14 cu. ft.	9 cu. ft.
WXO 5800 WXO 5800 - M	Mid Back Task	26" - 28"	25"	36½" - 40"	16" - 20½"	44 lbs	16 cu. ft.	12 cu. ft.
WXO 5802	Bow Tie Guest	25½"	24"	35½"	18"	50 lbs	16 cu. ft.	
GXO 6301	Side Chair	24"	26½"	36"	18½"	29 lbs	11 cu. ft.	

Dimensions



LXO 6000



LXO 6002



LXO 6000 DS



NXO 6401



CXO 6200D - hd



CXO 6200 - hd



CXO L6200D



NAME MODEL	DESCRIPTION							
		overall width	overall depth	overall height	seat height	weight	volume	kd volume
LXO 6000	Mid Back Task	25½"	24"	35½" - 41"	16" - 21"	50 lbs	14 cu. ft.	9 cu. ft.
LXO 6002	Mid Back Sled	25"	26"	35¼"	19"	41 lbs	13.25 cu. ft.	11.5 cu. ft.
LXO 6000DS	Mid Back Drafting Stool	25½"	24"	43" - 53"	24" - 34"	50 lbs	14 cu. ft.	9 cu. ft.
NXO 6401	Nesting/Stacking Chair	22½"	24"	34"	17½"	25 lbs	14.5 cu. ft.	-
CXO 6200D hd	High Back Heavy Duty	27" - 29½"	27" - 29½"	47½" - 55"	16" - 21"	95 lbs	19 cu. ft.	16 cu. ft.
CXO 6200 hd	Mid Back Heavy Duty	27" - 29½"	27" - 29½"	36½" - 41½"	16" - 21"	90 lbs	19 cu. ft.	16 cu. ft.
CXO L6200D	High Back Leather	27" - 29½"	27" - 29½"	47½" - 55"	16" - 21"	85 lbs	19 cu. ft.	16 cu. ft.
CXO L6200	Mid Back Leather	27" - 29½"	27" - 29½"	36½" - 41½"	16" - 21"	84 lbs	19 cu. ft.	16 cu. ft.
CXO L6202	Guest Cantilever	27"	27"	38"	17½"	60 lbs	17 cu. ft.	

Ordering and Technical Information



1

Call (800) 363 - 8954
(9 a.m. to 5 p.m., ET, Monday
through Friday). Nightingale's
Customer Care is available to
take orders via phone, fax
and internet.

2

Fax your order to (800) 637 - 6784

3

To order online, visit us at

www.nightingalechairs.com
and email us at
info@nightingalechairs.com

Customer Care (800) 363 - 8954 | www.nightingalechairs.com



MANUFACTURING SINCE 1928 | ERGONOMICS | DESIGN | QUALITY

Since 1928, Nightingale has provided the world with innovative seating solutions.

While much has changed over the past 80 years in the design and function of seating, our commitment to comfort, quality and innovation has always remained a constant.

Many of our current seating products are patented and or design registered, and clearly demonstrate our commitment to the future of office seating”.

ECOLOGICAL STATEMENT

At Nightingale Corp., we believe in respecting our employees, our customers, our vendors, and the environment. By respecting our planet's fragile eco-system, we respect our children's future, their children's future.....

Planet Nightingale is our environmental initiative. Our commitment to the environment is expressed in a variety of ways – from making smart choices when it comes to choosing materials and processes, to designing products that are simple, flexible, and durable. It's all about doing more with less.

Nightingale is proud to have developed and promoted an environmental policy long before government instituted mandatory recycling. We are committed to manufacturing our products utilizing methods and materials that help to reduce the adverse impact on our environment.

The basic elements of our plan are to use others' waste (recycled materials) or sustainable sources of raw materials to create our products, to ensure that our products are recyclable, to use as few resources as possible in the manufacturing process, and to ensure that we minimize or eliminate waste and emissions.

We would like our footprint on the world to be very light.



Visit our website to view our Certified Testing Lab



Visit our website to view our Innovation Lab



Visit our website to view our Entire Office Chair Collection

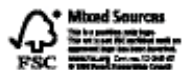


www.nightingalechairs.com



Quality...

ISO 9001:2008 Certified



Tel Toll Free: 1.800.363.8954 | Fax Toll Free 1.800.637.6784 | Email: info@nightingalechairs.com | www.nightingalechairs.com